

MEDITECH's ONC Health IT Certified MPM and AMB Product Listings on ONC Certified Health IT Product List (CHPL)

Eligible Clinicians (ECs)

This document provides guidance for Eligible Clinicians (ECs) on how to locate and understand which products and components to select when generating a CMS EHR Certification ID on the Certified Health IT Product List (CHPL) [website](#). Please note, if your organization is attesting for both Ambulatory (ECs) and Acute (EHs/CAHs), your organization will need to obtain **two separate certification IDs**.

Note: The Medicare Promoting Interoperability Program and the MIPS Promoting Interoperability performance category updated the Base EHR definition to align with ONC's regulations (HTI-1 final rule, 88 FR 23759)(CY 2024 PFS final rule, 88 FR 79307). ONC finalized their proposals to move away from a yearly "edition" construct for certification criteria; instead, all certification criteria will be "edition-less. All references to the "2015 Edition health IT certification criteria" have been replaced with "ONC health IT certification criteria". Also, ONC is now known as the Assistant Secretary for Technology Policy (ASTP).

Your organization must fill your cart to complete the EHR requirements and generate a CMS EHR Certification ID. By choosing the CHPL listing options to obtain your CMS EHR Certification ID, you are attesting that your organization possesses each of the components selected. **When adding the components to the cart, keep the following in mind:**

- If you are using more than one certified version during the same reporting period (e.g. LIVE with 6x for a portion of the period and Expanse for the rest), you must add all certified products for both releases to the cart to generate the CMS EHR Certification ID.
- For CY 2024 reporting, you are required to use *ONC health IT certification criteria* certified products.
- A list of MEDITECH's certified products can be found on our [Certification page](#).
- In the event of an Audit, the CMS EHR Certification ID is what defines the different certified components that were possessed.

Below are the steps to assist in identifying the correct certified products on the ONC-CHPL [website](#).

Step 1: Utilize Filters on the Certified Health IT Product List (CHPL) site to identify the listings specific to your product and release.

Step 2: Select the appropriate certified products – see guidance below.

Step 3: Select your ONC health IT certified Health Information Service Provider (HISP).

Step 4: If using another vendor for reporting, select the appropriate certified products for your other vendor's objective and quality reporting.

Step 1: Certified Health IT Product List (CHPL) Search Feature

A list of MEDITECH's certified products can be found on our [Certification Page](#). As noted above, if more than one certified version was used during the same reporting period (e.g., you updated from one certified release to another during the reporting period), you must add products for both releases to your cart to generate your CMS EHR Certification ID. To generate a Certification ID, navigate to the [CHPL website](#).

Note: CHPL has recently redesigned their website so please review the information below on filter settings.

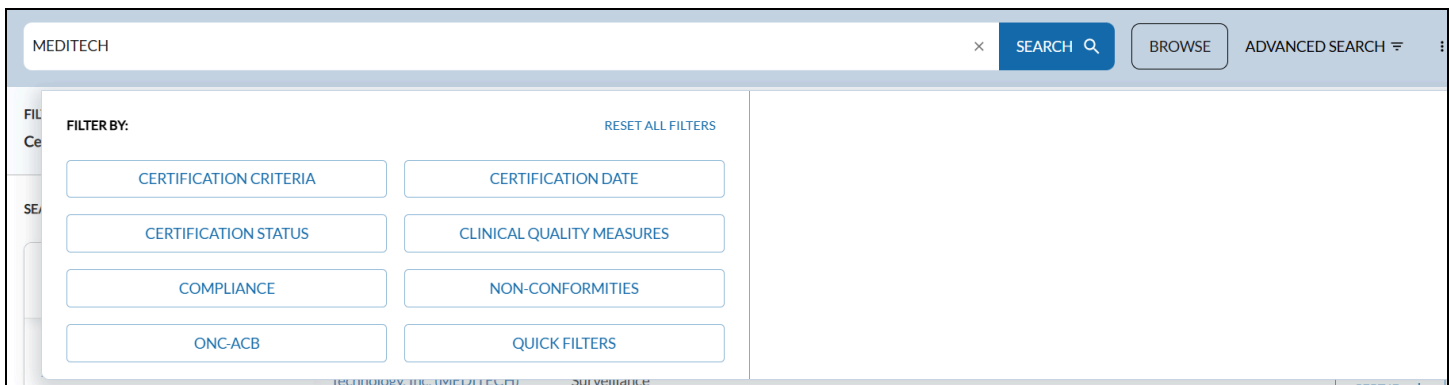
In the search box, enter MEDITECH and select SEARCH.

Welcome to the Certified Health IT Product List

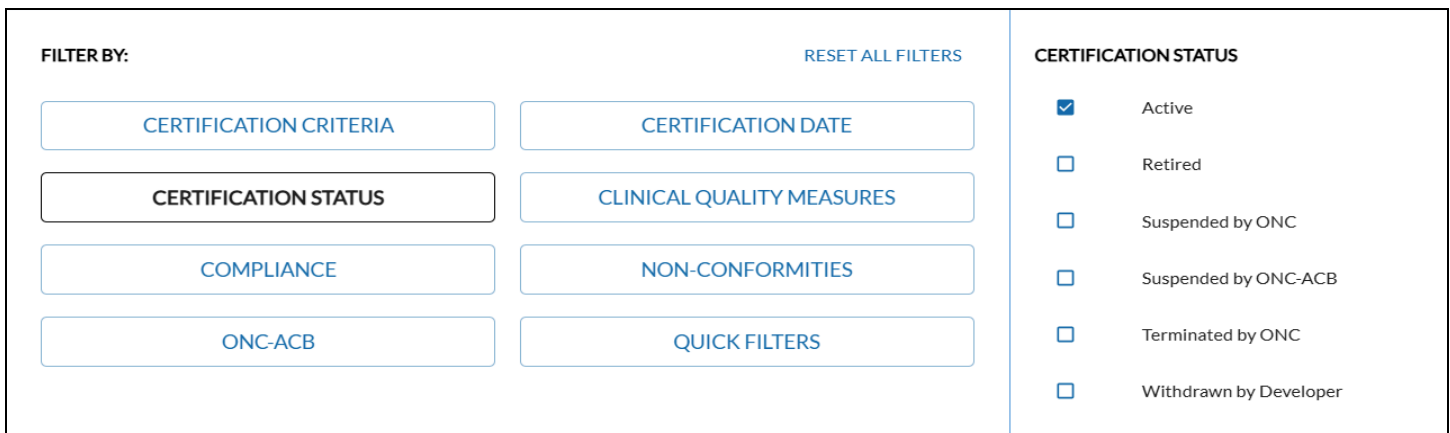
The Certified Health IT Product List (CHPL) is a comprehensive and authoritative listing of all certified health information technology that have been successfully tested and certified by the ONC Health IT Certification program



To set the filters needed, select **ADVANCED SEARCH** on the right side of the page.

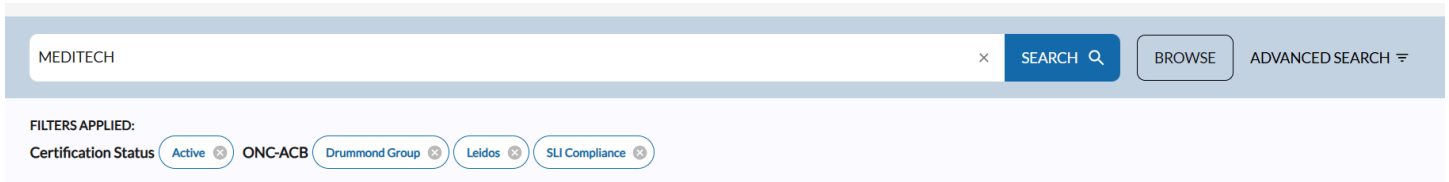


CERTIFICATION STATUS: Select Active



Additional filters can be set but are not necessary to generate your EHR Certification Number. Click outside of the filter box to apply the filters you have selected.

Filters can also be removed from the Filters Applied indication shown here:



Step 2: Selecting Certified Product(s)

There are several filtering options available on the CHPL website at the top of the page. To find your products, utilize the following steps:

- In the **Search** field, enter MEDITECH.
- In the **Certification Status** filter, select “Active”

Once you have filtered your search, the page displays your search results. Select the yellow “Cert ID +” button to the right of the product(s) you want to add to the CMS ID Creator widget.

Certified Product Listings

1. Using the filters defined on the previous page, find and select the appropriate ambulatory listing that applies to your platform and version number. These listings are as follows:

- MEDITECH Expance 2.2 Ambulatory v2.2c
- MEDITECH Expance Ambulatory v 2.1c
- MEDITECH 6.0 Medical and Practice Management (MPM) Electronic Health Record v6.08c
 - *If used for performance January - July 2024: in CHPL, go to Advanced Search > Certification Status > Withdrawn by Developer*
- MEDITECH Client/Server Medical and Practice Management (MPM) Electronic Health Record v5.67c
- MEDITECH MAGIC Medical and Practice Management (MPM) Electronic Health Record v5.67c
- MEDITECH Expance 2.2 Oncology v2.2c
- MEDITECH Expance 2.1 Oncology v2.1c
- MEDITECH 6.1 Oncology v6.15c
- MEDITECH Client/Server Oncology v5.67c

2. After selecting the appropriate listing above, you will select the MEDITECH or Other Vendor product used for each of the following (if applicable):

- Continuity of Care (CCD) Interface Suite
- Public Health: Immunizations
- Public Health: Syndromic Surveillance
- Public Health: Electronic Lab Result Reporting
- Public Health: Electronic Case Reporting (ECR)
- Cancer Case Reporting
- Patient and Consumer Health Portal (PHM)

When searching on CHPL for the ONC Health IT criteria MEDITECH products:

- MEDITECH’s Continuity of Care (CCD) Interface is listed by version number *only* and not by platform. The certified versions for MEDITECH’s CCD are as follows: v5.67c (use for Magic and Client/Server), v6.1c (use for 6.1 & Expanse).
- MEDITECH’s Patient Portal is listed by version number *only* and not by platform. The certified versions for the Patient Portal v2.0c are used for all software platforms.
- MEDITECH’s Public Health Interfaces are listed by version number *only* and not by platform. All of the Public Health Interfaces are 2015 Cures Update editions. The certified versions for MEDITECH’s Public Health Interfaces are as follows: v5.67 (use for Magic and Client/Server), and v6.1 (use for 6.1 & Expanse). All Public Health Interfaces are ONC Health IT criteria certified versions.

Step 3: Selecting 2015 Cures Edition Certified HISP

Find and select your 2015 Cures Update certified other vendor HISP. **Your HISP must be added to your cart to reach 100% for the Base Criteria and generate a Certification ID.**

If you are having difficulty locating your certified other vendor HISP on the CHPL website, we recommend reaching out to your other vendor HISP for assistance.

If you are having difficulty locating your HISP on CHPL, the following filters can be used to display a list of all ONC Health IT criteria certified HISPs.

Under the heading of Certification Criteria in the Advanced Search filters, checkmark “170.315 (h)(1) Direct Project” and “170.315 (h)(2) Direct Project, Edge Protocol, and XDR/XDM” in the Active column.

Step 4: Clinical Quality Reporting Products

MEDITECH offers certified SQL Reports for Clinical Quality Measure reporting. If you are using our SQL reports, MEDITECH’s Core HCIS product listings are inclusive of all Clinical Quality Measures, so no additional selections need to be made. If you are using a third party for Quality Reporting, you will need to locate and select that vendor’s certified product listing.

CMS ID Creator Widget

The “CMS ID Creator” widget will drop down automatically and appear as products are added. As you add products to the widget by selecting the yellow “Cert ID +” button, notice that the base and CQM criteria increase towards 100%. Continue adding all product listings used during the performance period, even if the total has already reached 100%.

Please Note: In order to obtain 100% you need to add ALL items of software being used for attestation. This includes non-MEDITECH software, other vendors, and HISPs.

Quality Vantage and SQL Reports

If you use Quality Vantage or MEDITECH's SQL reports for reporting and attestation, remember to update the CMS_EHR_Certification_ID parameter with the 2024 certification ID.

Questions?

For further details on the use of the CHPL website, review the options available under the CHPL Resources link located on the search page. For questions related to MEDITECH Certified Software, please contact MEDITECH's [Regulatory Mailbox](#).